



ASBK.COM.AU f t i y

Round 7 : Phillip Island GP Circuit : October 12 - 14

KAWASAKI AUSTRALIAN SUPERSPORT CHAMPIONSHIP

Qualifying 1

Date: 13/10/18
 Event: Q03
 Weather: Sunny - Temp: 16.0C
 Track: Dry - Temp: 25.5C

Started at: 09:56:06
 Laps: 30 Min
 Starters: 21
 Printed at: 10:38

PROVISIONAL CLASSIFICATION

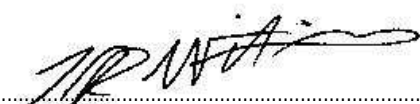
Pos	No	Name	Machine	Fastest Lap	On Lap	Behind Prev	Behind Leader	Top Speed
1	1	Cru HALLIDAY (NSW) / Yamaha Racing Team	Yamaha YZF-R6	1:35.570	4 of 4			258
2	7	Tom TOPARIS (NSW) / Cube Racing / Leda Nutrition / Australian Outdoor Living / Motul / Pirelli	Kawasaki ZX-6R	1:36.156	5 of 5	.586	.586	255
3	50	Callum SPRIGGS (QLD)	Yamaha YZF-R6	1:36.409	7 of 8	.253	.839	254
4	41	Max CROKER (NSW) / Mat Mladin Mladin Racing / Suzuki Aust. / AGV Sport / Nolan / Motorex Aust.	Suzuki GSX-R	1:36.593	6 of 16	.184	1.023	260
5	27	Nic LIMINTON (SA) / YRD / YRT / Arai / Speed Angle / Ricondi / Barossa Signs / RBS	Yamaha YZF-R6	1:37.194	14 of 14	.601	1.624	255
6	42	Jack PASSFIELD (NSW) / Stay Upright Rider Training / GASD Suspension / Dmoto / Pirelli / KYT Hemets	Yamaha YZF-R6	1:37.328	8 of 9	.134	1.758	260
7	39	Scott NICHOLSON (VIC) / NextGen Motorsports / G. Williams Engineering	Suzuki GSX-R	1:37.422	11 of 11	.094	1.852	255
8	20	Damon REES (BOP) / Carl Cox M-sport / Mondiale Freight / Tony Rees M-cycles / Signedge / Pirelli / HJC	Honda CBR	1:37.537	8 of 8	.115	1.967	255
9	32	Dylan WHITESIDE (VIC) / YRD / Geelong Motorcycle Service Centre / The Grinning Dingo / Axle Armour	Yamaha YZF-R6	1:37.803	11 of 15	.266	2.233	258
10	22	Zac JOHNSON (VIC) / Rebuilder / Ausfleet / Savy Civil / Navarone Accident & Vehicle Repair Centre	Yamaha YZF-R6	1:38.445	7 of 13	.642	2.875	252
11	12	Broc PEARSON (QLD) / 1800 Approved Cairns / Yamaha Australia / Motul	Yamaha YZF-R6	1:38.672	7 of 7	.227	3.102	257
12	46	Aidan HAYES (NSW) / Hayes Johnston PL / YRD / West Sliders / Underground Designs / Gee Tee M-cycles	Yamaha YZF-R6	1:38.771	7 of 11	.099	3.201	259
13	61	Rhys BELLING (VIC) / LXI Racing / YRD / Yamaha / The Grinning Dingo	Yamaha YZF-R6	1:38.862	4 of 12	.091	3.292	254
14	52	Ryan TAYLOR (VIC) / Arden Homes / Pablo's M-cycle Tyres / YRD / RTR	Yamaha YZF-R6	1:38.888	7 of 10	.026	3.318	256
15	74	Campbell RUSSELL (VIC) / Motul / Pirelli / YRD	Yamaha YZF-R6	1:39.044	8 of 11	.156	3.474	252
16	851	Ty LYNCH (SA) / Adelaide M-cycle Recovery / Aust. Outdoor Living / A-Plus Diesel/ Neville Lush Racing	Yamaha YZF-R6	1:40.601	9 of 12	1.557	5.031	255
17	86	Dallas SKEER (SA) / Barry Francis M-c / Ron Angel Classic Racing / Penrite Oils / Suspensions R Us / Suzuki Aust.	Suzuki GSX-R	1:40.776	4 of 11	.175	5.206	257
18	131	John QUINN (VIC) / SC Project Oceania	Triumph Daytona	1:40.898	13 of 13	.122	5.328	255
19	18	Marc WILSON (VIC) / Phillip Island Off-Track Accommodation	Kawasaki ZX-6R	1:40.938	11 of 11	.040	5.368	258
20	28	Brodie MALOUF (NSW) / A & G Constructions	Triumph Daytona	1:42.467	12 of 14	1.529	6.897	250
Not enough laps								
NC	47	Giuseppe SCARCELLA (NSW) / Kawasaki BCperformance / Kawasaki Motors Aust. / Landscapesupplies.com.au	Kawasaki ZX-6R	.000	0 of 0		-1:35.570	

Current best lap for SS class - 1:35.330 by Mark CHIODO (VIC) on a Triumph Daytona set on 07/10/17

*** Indicative qualifying time - 1:49.906 ***

The results are provisional until the end of the time limit for protests and appeals.


 Chief Time Keeper - Scott Laing


 Clerk of Course - Tom Williams



www.computime.com.au
 COMPUTIME RACE TIMING SYSTEMS PTY LTD





ASBK.COM.AU f t i y

Round 7 : Phillip Island GP Circuit : October 12 - 14

KAWASAKI AUSTRALIAN SUPERSPORT CHAMPIONSHIP

Qualifying 1

Date: 13/10/18
 Event: Q03
 Weather: Sunny - Temp: 16.0C
 Track: Dry - Temp: 25.5C


Started at: 09:56:06
 Laps: 30 Min
 Starters: 21
 Printed at: 10:38

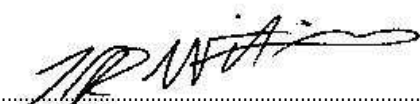
PROVISIONAL LAP TIMES

No	Name	Lap 1	Lap 2	Lap 3	Lap 4	Lap 5	Lap 6	Lap 7	Lap 8	Lap 9	Lap 10
1	Cru HALLIDAY (NSW)	1:56.094	1:35.962	1:35.895	1:35.570						
7	Tom TOPARIS (NSW)	1:54.584	1:36.178	1:36.746	1:40.647	1:36.156					
12	Broc PEARSON (QLD)	1:56.877	1:39.276	1:38.795	3:44.959	2:19.254	1:47.633	1:38.672			
18	Marc WILSON (VIC)	3:17.500	1:51.796	1:43.321	1:43.245	1:42.195	1:42.082	1:42.328	1:41.256	1:41.271	1:42.150
	10	1:40.938									
20	Damon REES (BOP)	1:57.006	1:37.544	1:40.247	1:37.928	5:17.637	1:56.384	1:37.552	1:37.537		
22	Zac JOHNSON (VIC)	1:46.744	1:39.450	1:38.570	3:29.252	1:50.718	1:40.206	1:38.445	1:39.010	3:44.588	5:09.178
	10	1:44.455	1:38.963	1:39.419							
27	Nic LIMINTON (SA)	1:51.167	1:39.217	1:37.922	2:06.702	1:37.861	1:37.439	7:22.986	1:53.658	1:43.375	1:37.717
	10	1:37.577	2:00.727	1:41.539	1:37.194						
28	Brodie MALOUF (NSW)	2:02.229	1:47.043	1:44.909	1:44.323	1:43.495	1:43.996	1:43.922	1:43.635	5:01.559	1:57.605
	10	1:43.133	1:42.467	1:50.931	1:42.673						
32	Dylan WHITESIDE (VIC)	1:49.416	1:39.617	1:38.537	1:38.523	1:38.806	2:03.489	1:39.165	1:38.351	1:38.422	1:38.170
	10	1:37.803	1:42.389	1:38.477	1:38.351	1:38.621					
39	Scott NICHOLSON (VIC)	1:45.071	1:38.787	1:37.957	1:38.031	1:37.524	10:37.229	1:44.411	1:37.714	1:37.715	1:37.621
	10	1:37.422									
41	Max CROKER (NSW)	1:48.753	1:39.064	1:37.337	1:37.628	1:36.822	1:36.593	4:06.127	1:45.036	1:37.282	1:44.100
	10	1:36.760	1:37.154	3:07.645	1:46.651	1:37.185	1:37.126				
42	Jack PASSFIELD (NSW)	1:49.088	1:40.560	1:37.436	1:37.476	15:01.980	1:49.486	1:37.673	1:37.328	1:37.600	
46	Aidan HAYES (NSW)	1:48.136	1:38.843	1:38.780	1:38.914	1:39.262	1:39.294	1:38.771	6:30.295	1:51.515	1:39.762
	10	1:39.555									
50	Callum SPRIGGS (QLD)	1:51.329	1:36.993	1:36.640	1:36.654	1:40.911	1:38.389	1:36.409	1:36.550		
52	Ryan TAYLOR (VIC)	1:49.308	1:39.739	1:39.136	1:40.177	1:39.090	1:39.013	1:38.888	14:10.242	1:52.563	1:40.248
61	Rhys BELLING (VIC)	1:50.864	1:39.897	1:39.385	1:38.862	4:22.172	2:26.111	1:39.337	3:56.623	1:49.548	1:39.711
	10	3:31.719	1:57.801								
74	Campbell RUSSELL (VIC)	1:51.127	1:41.830	1:41.034	1:40.444	3:32.749	1:57.255	1:40.644	1:39.044	1:39.743	1:40.217
	10	3:14.085									
86	Dallas SKEER (SA)	1:51.477	1:42.610	1:41.321	1:40.776	1:40.937	3:38.648	2:07.657	1:41.623	1:41.365	1:44.141
	10	1:41.400									
131	John QUINN (VIC)	1:55.583	1:42.642	1:41.621	1:41.420	6:42.374	2:00.625	1:45.792	1:42.937	1:42.512	1:43.652
	10	3:53.739	1:53.499	1:40.898							
851	Ty LYNCH (SA)	1:49.366	1:41.888	1:41.338	1:40.848	1:41.276	1:40.776	6:13.171	1:50.309	1:40.601	5:40.936
	10	1:50.592	1:42.052								

*** Indicative qualifying time - 1:49.906 ***

The results are provisional until the end of the time limit for protests and appeals.


 Chief Time Keeper - Scott Laing


 Clerk of Course - Tom Williams



www.computime.com.au
 COMPUTIME RACE TIMING SYSTEMS PTY LTD





ASBK.COM.AU f t i y

Round 7 : Phillip Island GP Circuit : October 12 - 14

KAWASAKI AUSTRALIAN SUPERSPORT CHAMPIONSHIP

Qualifying 1

Date: 13/10/18
 Event: Q03
 Weather: Sunny - Temp: 16.0C
 Track: Dry - Temp: 25.5C

Started at: 09:56:06
 Laps: 30 Min
 Starters: 21
 Printed at: 10:38

PROVISIONAL SPLIT TIMES

Lap	Split 1	Split 2	Split 3	Split 4	Lap Time	Spd	Lap	Split 1	Split 2	Split 3	Split 4	Lap Time	Spd
1 Cru HALLIDAY (NSW) (1st)							22 Zac JOHNSON (VIC) (10th)						
1	37.074	31.567	19.546	27.907	1:56.094 P		1	30.446	29.567	19.094	27.637	1:46.744 P	
2	23.255	27.874	18.212	26.621	1:35.962	258	2	23.884	28.677	18.811	28.078	1:39.450	251
3	22.969	28.071	18.091	26.764	1:35.895	257	3	24.125	28.397	18.602	27.446	1:38.570	245
4	22.898	27.731	18.143	26.798	1:35.570	257	4	23.768	28.763	19.097	2:17.624	3:29.252	251
7 Tom TOPARIS (NSW) (2nd)							5						
1	35.465	32.721	18.810	27.588	1:54.584 P		5	33.620	30.038	19.363	27.697	1:50.718 P	
2	23.000	28.008	18.230	26.940	1:36.178	255	6	23.968	29.826	18.815	27.597	1:40.206	251
3	23.372	28.168	18.234	26.972	1:36.746	253	7	23.788	28.603	18.653	27.401	1:38.445	252
4	24.811	29.436	19.189	27.211	1:40.647	252	8	23.690	28.745	18.650	27.925	1:39.010	249
5	23.122	27.994	18.270	26.770	1:36.156	255	9	24.227	30.680	19.748	2:29.933	3:44.588	249
12 Broc PEARSON (QLD) (11th)							10						
1	36.299	33.733	18.931	27.914	1:56.877 P		10	29.600	28.877	21.452	3:49.249	5:09.178 P	
2	23.650	29.207	18.660	27.759	1:39.276	257	11	28.944	28.778	18.900	27.833	1:44.455 P	
3	23.536	28.820	18.827	27.612	1:38.795	254	12	23.926	28.504	18.703	27.830	1:38.963	249
4	23.553	28.655	23.423	2:29.328	3:44.959	254	13	23.897	28.692	18.910	27.920	1:39.419	248
5	41.408	48.015	22.034	27.797	2:19.254 P		27 Nic LIMINTON (SA) (5th)						
6	27.453	32.021	19.869	28.290	1:47.633	255	1	31.208	32.025	19.489	28.445	1:51.167 P	
7	23.612	28.703	18.739	27.618	1:38.672	252	2	23.826	29.085	18.843	27.463	1:39.217	254
18 Marc WILSON (VIC) (19th)							3						
1	33.231	32.139	21.140	1:50.990	3:17.500 P		3	23.378	28.632	18.499	27.413	1:37.922	255
2	32.044	30.825	20.006	28.921	1:51.796 P		4	24.432	54.622	19.755	27.893	2:06.702	255
3	24.630	30.228	19.574	28.889	1:43.321	252	5	23.433	28.476	18.499	27.453	1:37.861	252
4	24.724	30.265	19.620	28.636	1:43.245	252	6	23.251	28.302	18.427	27.459	1:37.439	252
5	24.255	29.677	19.585	28.678	1:42.195	258	7	25.080	6:57.906			7:22.986	252
6	24.541	29.567	19.491	28.483	1:42.082	252	8	35.793	30.183	19.595	28.087	1:53.658 P	
7	24.225	29.518	19.330	29.255	1:42.328	252	9	23.442	32.238	19.907	27.788	1:43.375	248
8	24.292	29.484	19.194	28.286	1:41.256	251	10	23.376	28.462	18.502	27.377	1:37.717	247
9	24.376	29.255	19.189	28.451	1:41.271	247	11	23.353	28.496	18.439	27.289	1:37.577	245
10	24.451	29.663	19.771	28.265	1:42.150	248	12	23.402	43.485	24.645	29.195	2:00.727	244
11	24.241	29.277	19.145	28.275	1:40.938	248	13	23.714	30.121	20.035	27.669	1:41.539	247
20 Damon REES (BOP) (8th)							14						
1	39.899	29.617	19.348	28.142	1:57.006 P		14	23.354	28.286	18.307	27.247	1:37.194	246
2	23.710	28.231	18.660	26.943	1:37.544	251	28 Brodie MALOUF (NSW) (20th)						
3	24.268	29.440	18.885	27.654	1:40.247	255	1	37.153	33.340	21.534	30.202	2:02.229 P	
4	23.389	28.064	18.475	28.000	1:37.928	254	2	25.974	31.261	20.638	29.170	1:47.043	244
5	23.437	28.132	19.658	4:06.410	5:17.637	247	3	25.342	30.396	20.325	28.846	1:44.909	247
6	37.359	29.249	19.051	30.725	1:56.384 P		4	24.949	30.149	20.234	28.991	1:44.323	248
7	23.599	28.125	18.629	27.199	1:37.552	247	5	24.740	30.021	19.890	28.844	1:43.495	250
8	23.702	28.102	18.573	27.160	1:37.537	252	6	24.835	30.677	20.068	28.416	1:43.996	247
							7						
							25.040						
							30.337						
							19.808						
							28.737						
							1:43.922						
							239						
							25.061						
							30.108						
							19.788						
							28.678						
							1:43.635						
							242						
							24.718						
							30.180						
							19.782						
							3:46.879						
							5:01.559						
							245						
							36.985						
							31.348						
							20.231						
							29.041						
							1:57.605 P						
							239						
							24.837						
							29.887						
							19.804						
							28.605						
							1:43.133						
							239						
							24.553						
							29.815						
							19.593						
							28.506						
							1:42.467						
							242						

Scott Laing

Chief Time Keeper - Scott Laing

Tom Williams

Clerk of Course - Tom Williams



Round 7 : Phillip Island GP Circuit : October 12 - 14

KAWASAKI AUSTRALIAN SUPERSPORT CHAMPIONSHIP

Qualifying 1

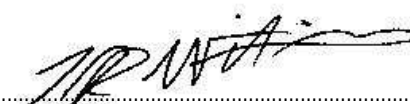
Date: 13/10/18
 Event: Q03
 Weather: Sunny - Temp: 16.0C
 Track: Dry - Temp: 25.5C

Started at: 09:56:06
 Laps: 30 Min
 Starters: 21
 Printed at: 10:38

PROVISIONAL SPLIT TIMES

Lap	Split 1	Split 2	Split 3	Split 4	Lap Time	Spd	Lap	Split 1	Split 2	Split 3	Split 4	Lap Time	Spd
13	25.121	34.351	22.845	28.614	1:50.931	243	11	23.251	28.044	18.416	27.049	1:36.760	256
14	24.636	29.815	19.657	28.565	1:42.673	242	12	23.151	28.238	18.648	27.117	1:37.154	258
32 Dylan WHITESIDE (VIC) (9th)							13	24.766	29.096	19.348	1:54.435	3:07.645	254
1	31.877	30.084	19.334	28.121	1:49.416 P		14	30.489	29.869	18.774	27.519	1:46.651 P	
2	23.945	28.885	18.986	27.801	1:39.617	254	15	23.367	28.138	18.467	27.213	1:37.185	253
3	23.689	28.650	18.758	27.440	1:38.537	258	16	23.312	28.041	18.526	27.247	1:37.126	255
4	23.733	28.616	18.754	27.420	1:38.523	257	42 Jack PASSFIELD (NSW) (6th)						
5	23.716	28.526	18.742	27.822	1:38.806	257	1	30.985	30.533	19.525	28.045	1:49.088 P	
6	23.577	28.560	18.431	52.921	2:03.489	256	2	23.858	29.431	19.239	28.032	1:40.560	260
7	24.345	28.804	18.703	27.313	1:39.165	249	3	23.447	28.370	18.624	26.995	1:37.436	258
8	23.658	28.470	18.783	27.440	1:38.351	254	4	23.365	28.433	18.539	27.139	1:37.476	260
9	23.697	28.898	18.581	27.246	1:38.422	254	5	24.176	30.223	19.189	13:48.392	15:01.980	257
10	23.687	28.603	18.590	27.290	1:38.170	252	6	30.880	31.680	18.816	28.110	1:49.486 P	
11	23.667	28.414	18.546	27.176	1:37.803	242	7	23.532	28.484	18.505	27.152	1:37.673	253
12	23.640	32.826	18.638	27.285	1:42.389	254	8	23.563	28.271	18.387	27.107	1:37.328	251
13	23.550	29.092	18.743	27.092	1:38.477	252	9	23.566	28.490	18.501	27.043	1:37.600	251
14	23.815	28.456	18.672	27.408	1:38.351	258	46 Aidan HAYES (NSW) (12th)						
15	23.790	28.468	18.706	27.657	1:38.621	250	1	31.531	29.318	19.152	28.135	1:48.136 P	
39 Scott NICHOLSON (VIC) (7th)							2	23.643	28.482	18.873	27.845	1:38.843	258
1	29.124	29.036	18.996	27.915	1:45.071 P		3	23.802	28.773	18.615	27.590	1:38.780	258
2	23.827	28.775	18.828	27.357	1:38.787	252	4	23.487	28.811	18.778	27.838	1:38.914	259
3	23.673	28.314	18.759	27.211	1:37.957	254	5	23.628	28.598	18.737	28.299	1:39.262	259
4	23.701	28.312	18.692	27.326	1:38.031	254	6	23.712	28.777	18.834	27.971	1:39.294	255
5	23.423	28.379	18.598	27.124	1:37.524	255	7	23.679	28.632	18.814	27.646	1:38.771	255
6	24.141	29.920	19.480	9:23.688	10:37.229	254	8	23.785	29.779	20.478	5:16.253	6:30.295	254
7	29.867	28.357	19.004	27.183	1:44.411 P		9	31.251	32.792	19.131	28.341	1:51.515 P	
8	23.559	28.361	18.662	27.132	1:37.714	252	10	23.672	28.948	19.015	28.127	1:39.762	254
9	23.626	28.235	18.686	27.168	1:37.715	252	11	23.693	29.001	18.932	27.929	1:39.555	254
10	23.672	28.287	18.538	27.124	1:37.621	252	50 Callum SPRIGGS (QLD) (3rd)						
11	23.323	28.454	18.505	27.140	1:37.422	252	1	34.644	30.548	18.873	27.264	1:51.329 P	
41 Max CROKER (NSW) (4th)							2	23.476	28.256	18.269	26.992	1:36.993	251
1	31.036	29.870	19.616	28.231	1:48.753 P		3	23.276	28.001	18.311	27.052	1:36.640	251
2	23.868	28.938	18.873	27.385	1:39.064	255	4	23.282	28.017	18.326	27.029	1:36.654	249
3	23.365	28.244	18.647	27.081	1:37.337	257	5	25.328	30.059	18.392	27.132	1:40.911	250
4	23.107	28.091	19.010	27.420	1:37.628	258	6	23.674	29.466	18.398	26.851	1:38.389	251
5	23.227	28.163	18.496	26.936	1:36.822	259	7	23.276	27.990	18.247	26.896	1:36.409	252
6	23.087	27.990	18.428	27.088	1:36.593	258	8	23.423	27.999	18.213	26.915	1:36.550	252
7	23.865	29.094	18.802	2:54.366	4:06.127	257	52 Ryan TAYLOR (VIC) (14th)						
8	29.982	28.978	18.795	27.281	1:45.036 P		1	31.374	30.461	19.518	27.955	1:49.308 P	
9	23.376	28.293	18.554	27.059	1:37.282	257	2	24.192	28.774	19.169	27.604	1:39.739	254
10	23.119	35.082	18.480	27.419	1:44.100	260							


 Chief Time Keeper - Scott Laing


 Clerk of Course - Tom Williams





ASBK.COM.AU f t i y

Round 7 : Phillip Island GP Circuit : October 12 - 14

KAWASAKI AUSTRALIAN SUPERSPORT CHAMPIONSHIP

Qualifying 1

Date: 13/10/18
 Event: Q03
 Weather: Sunny - Temp: 16.0C
 Track: Dry - Temp: 25.5C

Started at: 09:56:06
 Laps: 30 Min
 Starters: 21
 Printed at: 10:38

PROVISIONAL SPLIT TIMES

Lap	Split 1	Split 2	Split 3	Split 4	Lap Time	Spd	Lap	Split 1	Split 2	Split 3	Split 4	Lap Time	Spd
3	23.979	28.629	19.043	27.485	1:39.136	256	4	24.299	29.233	19.237	28.007	1:40.776	250
4	23.895	28.707	19.681	27.894	1:40.177	255	5	24.193	29.209	19.137	28.398	1:40.937	257
5	23.964	28.539	18.976	27.611	1:39.090	254	6	24.861	32.163	20.355	2:21.269	3:38.648	255
6	23.860	28.749	18.912	27.492	1:39.013	254	7	34.847	44.686	19.462	28.662	2:07.657 P	
7	23.856	28.487	18.951	27.594	1:38.888	253	8	24.541	29.433	19.101	28.548	1:41.623	252
8	23.824	28.568	18.930	12:58.920	14:10.242	252	9	24.441	29.336	19.266	28.322	1:41.365	252
9	34.428	30.969	19.293	27.873	1:52.563 P		10	24.371	31.237	19.705	28.828	1:44.141	253
10	23.931	29.483	19.008	27.826	1:40.248	255	11	24.594	29.177	19.204	28.425	1:41.400	252

61 Rhys BELLING (VIC) (13th)

1	32.377	30.322	19.706	28.459	1:50.864 P	
2	23.925	28.938	19.363	27.671	1:39.897	252
3	23.758	28.887	18.984	27.756	1:39.385	254
4	23.720	28.670	18.991	27.481	1:38.862	251
5	23.976	28.776	19.062	3:10.358	4:22.172	251
6	34.899	42.506	34.345	34.361	2:26.111 P	
7	23.688	28.569	18.937	28.143	1:39.337	249
8	24.010	29.855	19.468	2:43.290	3:56.623	245
9	32.065	30.007	19.212	28.264	1:49.548 P	
10	23.889	29.002	18.968	27.852	1:39.711	247
11	23.994	28.910	19.158	2:19.657	3:31.719	247
12	31.887	32.842	24.796	28.276	1:57.801 P	

131 John QUINN (VIC) (18th)

1	33.541	32.187	20.871	28.984	1:55.583 P	
2	24.896	29.992	19.454	28.300	1:42.642	254
3	24.378	29.822	19.259	28.162	1:41.621	255
4	24.372	29.613	19.164	28.271	1:41.420	254
5	24.498	29.593	19.999	5:28.284	6:42.374	253
6	35.401	35.341	20.710	29.173	2:00.625 P	
7	25.245	30.538	20.378	29.631	1:45.792	251
8	24.650	29.960	19.691	28.636	1:42.937	249
9	24.926	30.059	19.253	28.274	1:42.512	248
10	25.011	30.261	19.701	28.679	1:43.652	247
11	24.723	56.618	20.111	2:12.287	3:53.739	250
12	35.745	30.003	19.517	28.234	1:53.499 P	
13	24.370	29.291	19.367	27.870	1:40.898	254

74 Campbell RUSSELL (VIC) (15th)

1	30.976	31.348	19.918	28.885	1:51.127 P	
2	24.539	30.009	19.194	28.088	1:41.830	250
3	24.361	29.552	19.120	28.001	1:41.034	252
4	24.133	29.284	19.056	27.971	1:40.444	252
5	25.122	29.815	20.805	2:17.007	3:32.749	251
6	35.375	34.332	19.442	28.106	1:57.255 P	
7	23.892	29.169	19.346	28.237	1:40.644	252
8	23.786	28.615	18.732	27.911	1:39.044	251
9	24.184	28.964	18.803	27.792	1:39.743	247
10	23.900	29.142	19.116	28.059	1:40.217	252
11	26.930	32.529	20.185	1:54.441	3:14.085	248

851 Ty LYNCH (SA) (16th)

1	30.843	30.265	19.642	28.616	1:49.366 P	
2	24.351	29.911	19.291	28.335	1:41.888	255
3	24.475	29.568	19.229	28.066	1:41.338	253
4	24.247	29.238	19.168	28.195	1:40.848	251
5	24.396	29.568	19.155	28.157	1:41.276	252
6	24.348	29.087	19.144	28.197	1:40.776	252
7	28.650	37.396	20.785	4:46.340	6:13.171	252
8	33.560	29.179	19.339	28.231	1:50.309 P	
9	24.214	29.222	19.319	27.846	1:40.601	249
10	24.344	31.735	19.721	4:25.136	5:40.936	250
11	33.061	30.128	19.280	28.123	1:50.592 P	
12	24.246	30.454	19.123	28.229	1:42.052	249

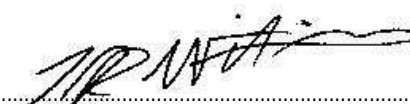
86 Dallas SKEER (SA) (17th)

1	30.764	30.909	20.334	29.470	1:51.477 P	
2	24.995	29.747	19.393	28.475	1:42.610	253
3	24.492	29.422	19.076	28.331	1:41.321	255

*** Indicative qualifying time - 1:49.906 ***

The results are provisional until the end of the time limit for protests and appeals.


 Chief Time Keeper - Scott Laing


 Clerk of Course - Tom Williams



www.computime.com.au
 COMPUTIME RACE TIMING SYSTEMS PTY LTD





ASBK.COM.AU f t i y

Round 7 : Phillip Island GP Circuit : October 12 - 14

KAWASAKI AUSTRALIAN SUPERSPORT CHAMPIONSHIP

Qualifying 1

Date: 13/10/18
 Event: Q03
 Weather: Sunny - Temp: 16.0C
 Track: Dry - Temp: 25.5C

Started at: 09:56:06
 Laps: 30 Min
 Starters: 21
 Printed at: 10:38

PROVISIONAL FASTEST LAPS SEQUENCE

Race Time	No	Name	Machine	Fastest Lap	On Lap
2:03.020	39	Scott NICHOLSON (VIC)	Suzuki GSX-R	1:45.071	1
3:41.807	39	Scott NICHOLSON (VIC)	Suzuki GSX-R	1:38.787	2
5:19.764	39	Scott NICHOLSON (VIC)	Suzuki GSX-R	1:37.957	3
5:38.922	41	Max CROKER (NSW)	Suzuki GSX-R	1:37.337	3
8:53.372	41	Max CROKER (NSW)	Suzuki GSX-R	1:36.822	5
10:29.965	41	Max CROKER (NSW)	Suzuki GSX-R	1:36.593	6
19:39.554	1	Cru HALLIDAY (NSW)	Yamaha YZF-R6	1:35.962	2
21:15.449	1	Cru HALLIDAY (NSW)	Yamaha YZF-R6	1:35.895	3
22:51.019	1	Cru HALLIDAY (NSW)	Yamaha YZF-R6	1:35.570	4

*** Indicative qualifying time - 1:49.906 ***

The results are provisional until the end of the time limit for protests and appeals.

Chief Time Keeper - Scott Laing

Clerk of Course - Tom Williams



www.computime.com.au
 COMPUTIME RACE TIMING SYSTEMS PTY LTD





ASBK.COM.AU f t i y

Round 7 : Phillip Island GP Circuit : October 12 - 14

KAWASAKI AUSTRALIAN SUPERSPORT CHAMPIONSHIP

Qualifying 1

Date: 13/10/18
 Event: Q03
 Weather: Sunny - Temp: 16.0C
 Track: Dry - Temp: 25.5C

Started at: 09:56:06
 Laps: 30 Min
 Starters: 21
 Printed at: 10:38

PROVISIONAL BEST PARTIAL TIMES

Pos	Split 1		Split 2		Split 3		Split 4		LAP		Ideal	Fastest
	Name	Time	Name	Time	Name	Time	Name	Time	Name			
1	C. HALLIDAY	22.898	C. HALLIDAY	27.731	C. HALLIDAY	18.091	C. HALLIDAY	26.621	C. HALLIDAY	1:35.341	1:35.570	
2	T. TOPARIS	23.000	M. CROKER	27.990	C. SPRIGGS	18.213	T. TOPARIS	26.770	T. TOPARIS	1:35.994	1:36.156	
3	M. CROKER	23.087	C. SPRIGGS	27.990	T. TOPARIS	18.230	C. SPRIGGS	26.851	C. SPRIGGS	1:36.330	1:36.409	
4	N. LIMINTON	23.251	T. TOPARIS	27.994	N. LIMINTON	18.307	M. CROKER	26.936	M. CROKER	1:36.429	1:36.593	
5	C. SPRIGGS	23.276	D. REES	28.064	J. PASSFIELD	18.387	D. REES	26.943	D. REES	1:36.871	1:37.537	
6	S. NICHOLSO	23.323	S. NICHOLSO	28.235	M. CROKER	18.416	J. PASSFIELD	26.995	J. PASSFIELD	1:37.018	1:37.328	
7	J. PASSFIELD	23.365	J. PASSFIELD	28.271	D. WHITESIDE	18.431	D. WHITESIDE	27.092	N. LIMINTON	1:37.091	1:37.194	
8	D. REES	23.389	N. LIMINTON	28.286	D. REES	18.475	S. NICHOLSO	27.124	S. NICHOLSO	1:37.187	1:37.422	
9	A. HAYES	23.487	Z. JOHNSON	28.397	S. NICHOLSO	18.505	N. LIMINTON	27.247	D. WHITESIDE	1:37.487	1:37.803	
10	B. PEARSON	23.536	D. WHITESIDE	28.414	Z. JOHNSON	18.602	Z. JOHNSON	27.401	Z. JOHNSON	1:38.090	1:38.445	
11	D. WHITESIDE	23.550	A. HAYES	28.482	A. HAYES	18.615	R. BELLING	27.481	A. HAYES	1:38.174	1:38.771	
12	R. BELLING	23.688	R. TAYLOR	28.487	B. PEARSON	18.660	R. TAYLOR	27.485	B. PEARSON	1:38.463	1:38.672	
13	Z. JOHNSON	23.690	R. BELLING	28.569	C. RUSSELL	18.732	A. HAYES	27.590	R. BELLING	1:38.675	1:38.862	
14	C. RUSSELL	23.786	C. RUSSELL	28.615	R. TAYLOR	18.912	B. PEARSON	27.612	R. TAYLOR	1:38.708	1:38.888	
15	R. TAYLOR	23.824	B. PEARSON	28.655	R. BELLING	18.937	C. RUSSELL	27.792	C. RUSSELL	1:38.925	1:39.044	
16	D. SKEER	24.193	T. LYNCH	29.087	D. SKEER	19.076	T. LYNCH	27.846	T. LYNCH	1:40.270	1:40.601	
17	T. LYNCH	24.214	D. SKEER	29.177	T. LYNCH	19.123	J. QUINN	27.870	D. SKEER	1:40.453	1:40.776	
18	M. WILSON	24.225	M. WILSON	29.255	M. WILSON	19.145	D. SKEER	28.007	J. QUINN	1:40.695	1:40.898	
19	J. QUINN	24.370	J. QUINN	29.291	J. QUINN	19.164	M. WILSON	28.265	M. WILSON	1:40.890	1:40.938	
20	B. MALOUF	24.553	B. MALOUF	29.815	B. MALOUF	19.593	B. MALOUF	28.416	B. MALOUF	1:42.377	1:42.467	

*** Indicative qualifying time - 1:49.906 ***

The results are provisional until the end of the time limit for protests and appeals.

Chief Time Keeper - Scott Laing

Clerk of Course - Tom Williams



www.computime.com.au
 COMPUTIME RACE TIMING SYSTEMS PTY LTD

